



Protecting Your Digital Identity

WHAT'S TO COME

Protecting Your Digital Identify

1.


REFLECT ABOUT DIGITAL
SELF: Your Digital Footprint

2.

CONNECT WITH OTHERS
RESPONSIBLY: **You as a
Digital Citizen**

3.

THINKING CRITICALLY
ONLINE: Be a Critical
Thinker

A stylized illustration of a woman with long dark hair, rosy cheeks, and a purple top. A large white speech bubble with a blue outline is positioned to her right, containing text.

I see now that there are online dangers that I have to be aware of. Should I be scared of going online?

How can I protect my digital identity?

How do I use the internet?

Private

Safe




Know & manage risks
by controlling our online
identity through secure
and safe online
practices



What to share

Strangers?



What to share

1. Would you share your bank account details on a social media site, where you don't know everyone using the site?
2. Would you share a video of yourself talking about your secrets — not knowing who might watch?
3. Would you set up an account on a website you had never heard of before and provide your name and address?



Protecting your digital identity

Passwords



Protecting your digital identity

Security Programs



Examples of *ordinary* passwords

Qwerty
letmein
1234567
loveyou

<https://www.facebook.com/safety/educators/security/passwords/overview>

Sign Up

It's free and always will be.

Birthday

Why do I need to provide my birthday?

Female Male

By clicking Sign Up, you agree to our [Terms](#), [Data Policy](#) and [Cookies Policy](#). You may receive SMS Notifications from us and can opt out any time.

Sign Up

Remember to make sure it is

Combination of small
& big letters

Has different
characters

Not too short

<https://www.facebook.com/safety/educators/security/passwords/overview>

Sign Up

It's free and always will be.

Birthday

Why do I need to provide my birthday?

Female

Male

By clicking Sign Up, you agree to our [Terms](#), [Data Policy](#) and [Cookies Policy](#). You may receive SMS Notifications from us and can opt out any time.

Sign Up

Password re-set

1. Go to your [Security and Login Settings](#) by clicking in the top-right hand corner of Facebook and clicking [Settings](#).
2. Click [Security and Login](#) on the left.
3. Click Edit next to [Change Password](#).
4. Enter your current password and new password.
5. Click [Save Changes](#).

For more resources, please visit facebook.com/help



Protecting your digital identity

Settings

Take the Facebook Privacy
Checkup

<https://www.facebook.com/about/basics>



Protecting your digital identity

Take the Facebook Privacy Checkup

<https://www.facebook.com/about/basics>

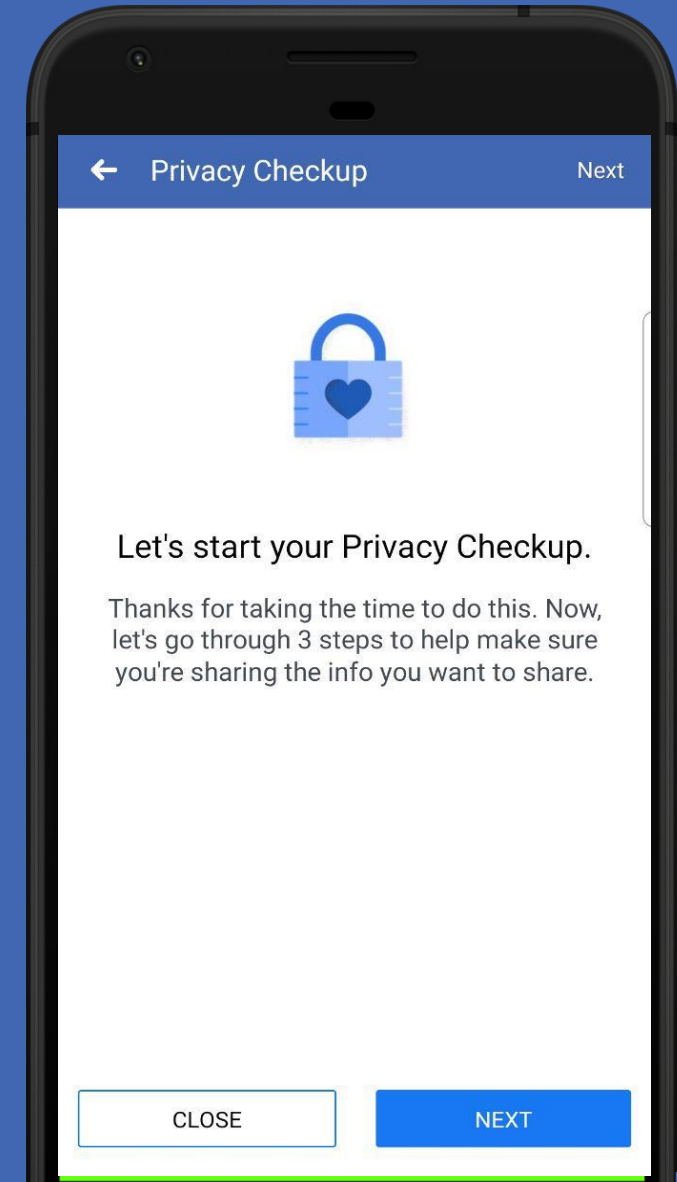
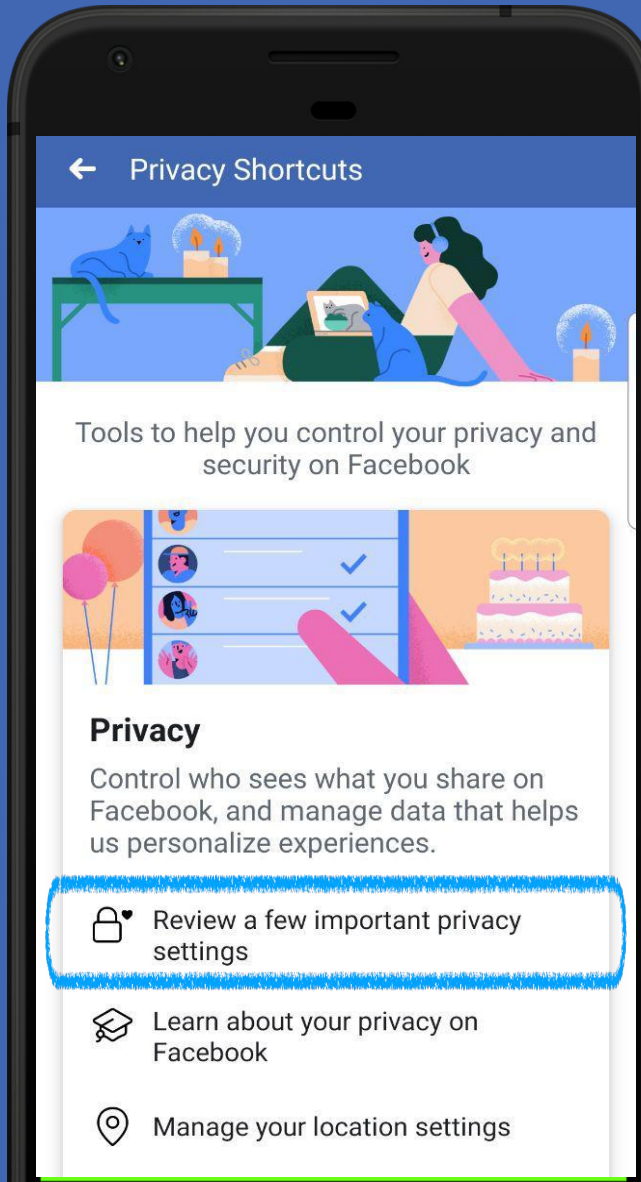
1. Click the at the top right-hand corner of Facebook and click **Privacy Shortcuts**.
2. Select Review a few important privacy settings under Privacy
3. Click Next and answer the following questions about your Settings



Privacy Check-up

You will be able to view the following:

- A. the post default audience
- A. information shared on your profile
- A. apps you've shared your data with



Logging in & logging out

facebook [Log In](#)
[Forgot account?](#)

Sign Up

It's free and always will be.

Birthday
 [Why do I need to provide my birthday?](#)

Female Male

By clicking Sign Up, you agree to our [Terms](#), [Data Policy](#) and [Cookies Policy](#). You may receive SMS Notifications from us and can opt out any time.

[Create a Page for a celebrity, band or business.](#)

English (US) Filipino Bisaya Español 日本語 한국어 中文(简体) العربية Português (Brasil) Français (France) Deutsch [+](#)

[Sign Up](#) [Log In](#) [Messenger](#) [Facebook Lite](#) [Find Friends](#) [People](#) [Profiles](#) [Pages](#) [Page Categories](#) [Places](#) [Games](#) [Locations](#) [Marketplace](#)
[Groups](#) [Instagram](#) [Local](#) [Fundraisers](#) [About](#) [Create Ad](#) [Create Page](#) [Developers](#) [Careers](#) [Privacy](#) [Cookies](#) [Ad Choices](#) [Terms](#)
[Account Security](#) [Login Help](#) [Help](#)

Facebook © 2019



Log-in alerts

1. Go to your [Security and Login Settings](#) by clicking in the top-right hand corner of Facebook and clicking [Settings](#).
1. Click [Security and Login](#) on the left.
1. Go to [Get alerts about unrecognised logins](#) and click **Edit**.
1. Choose where you want to receive your alerts, such as from your email account or with a Facebook notification from a recognised device.
1. Click [Save Changes](#).


For more resources, please visit facebook.com/help

← Security and login

Login

-  **Log in using your profile picture**
Tap or click your profile picture to log in, instead of using a password **1**
-  **Change password**
It's a good idea to use a strong password that you don't use elsewhere

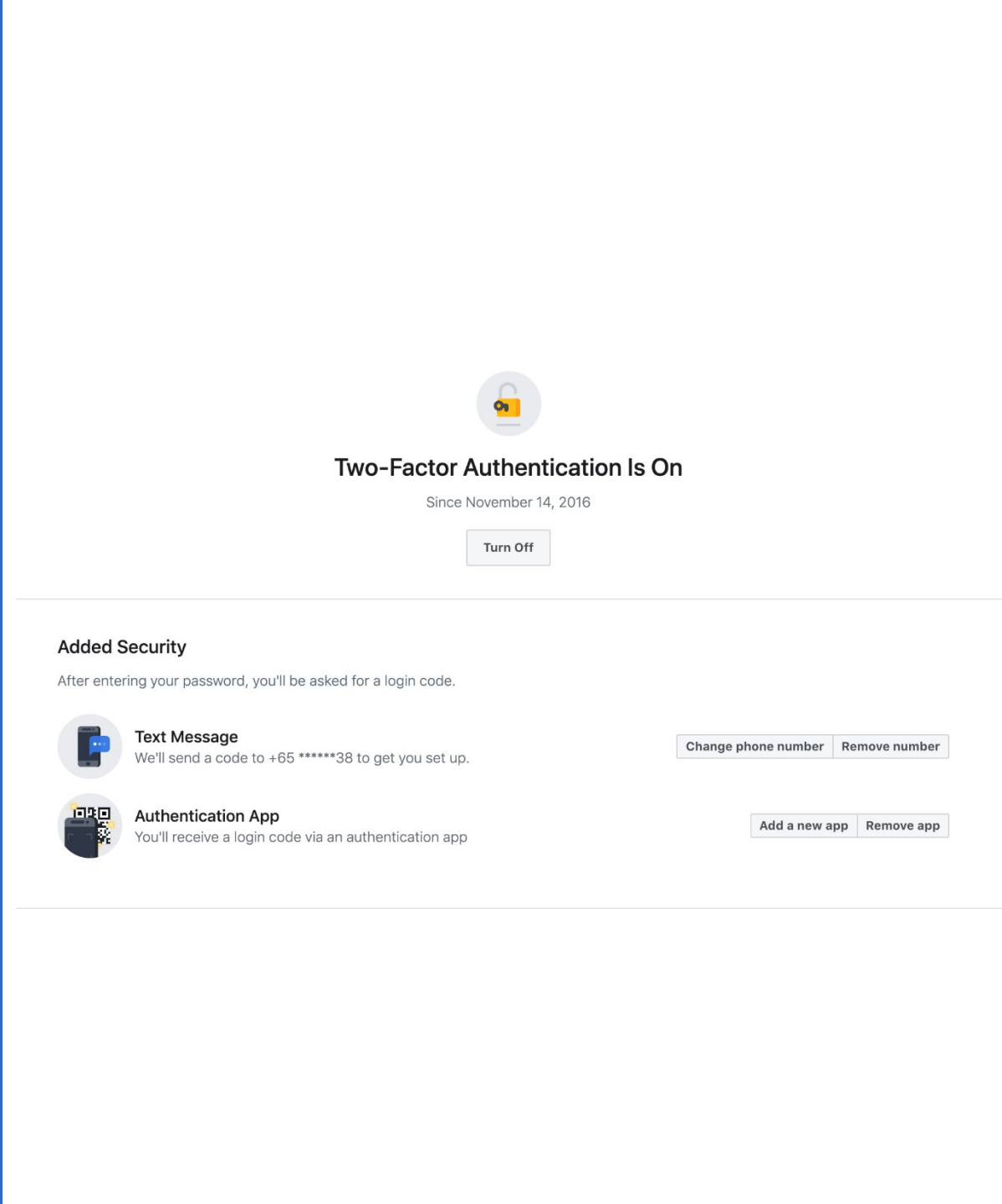
Setting up extra security

-  **Get alerts about unrecognised logins** **Off**
We'll let you know if anyone logs in from a device or browser you don't u...

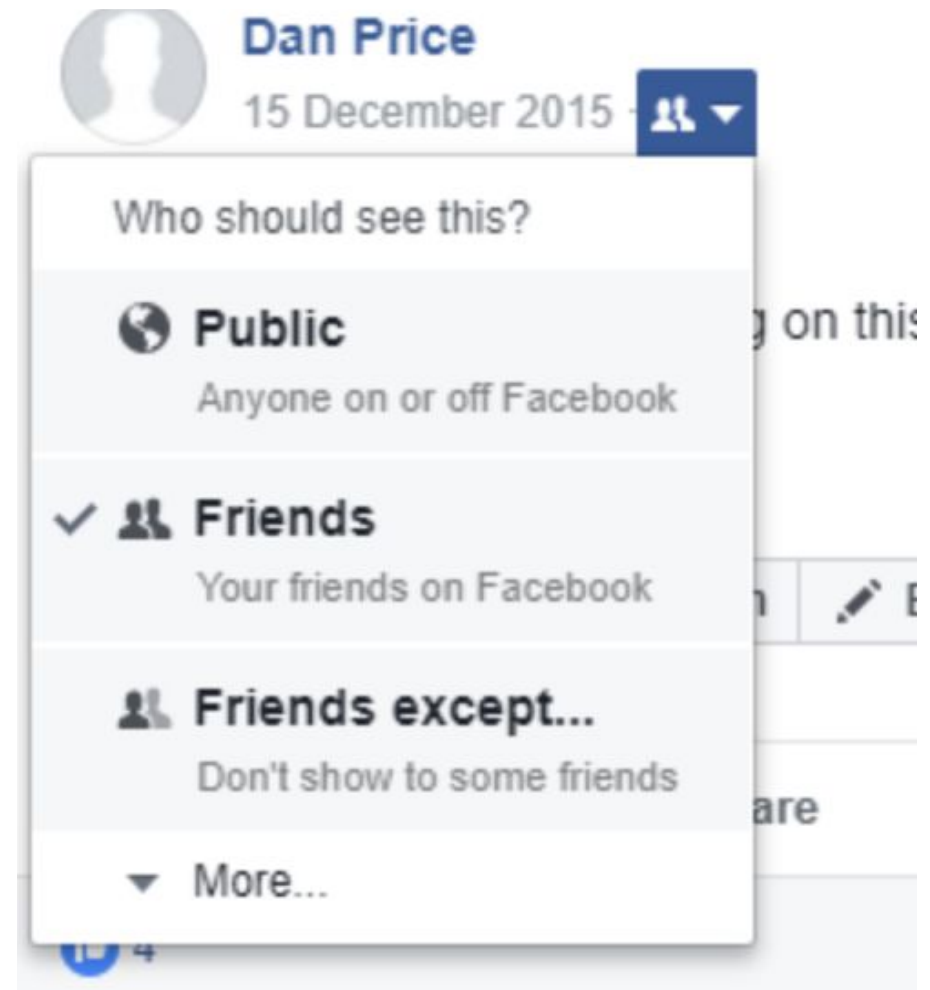
Two-factor Authentication (2FA)

1. Go to your [Security and Login Settings](#) by clicking in the top-right hand corner of Facebook and clicking [Settings](#).
1. Click [Security and Login](#) on the left.
1. Scroll down to [Use two-factor authentication and Edit](#).
1. Choose the authentication method you want to add and follow the on-screen instructions.
1. Click [Enable](#) once you've selected and turned on an authentication method.

For more resources, please visit facebook.com/help



Post privacy settings



For more resources, please visit facebook.com/help

Protecting your digital identity

Cookies



Digital stocktake



Digital stocktake

Who has access?



Secure accounts

Set strong passwords



Enable login alerts

[fb.me/LoginNotifications](https://www.facebook.com/help/loginnotifications)

Activate login approvals

[fb.me/LoginApprovals](https://www.facebook.com/help/loginapprovals)

Logout of unused devices

[fb.me/ActiveSessions](https://www.facebook.com/help/active-sessions)

Privacy checkup


<https://www.facebook.com/about/basic>



For more resources, please visit [facebook.com/help](https://www.facebook.com/help)

Digital stocktake

What programs
do you use?



Digital stocktake

Take a closer look

Password

Personal information

Privacy settings

Security



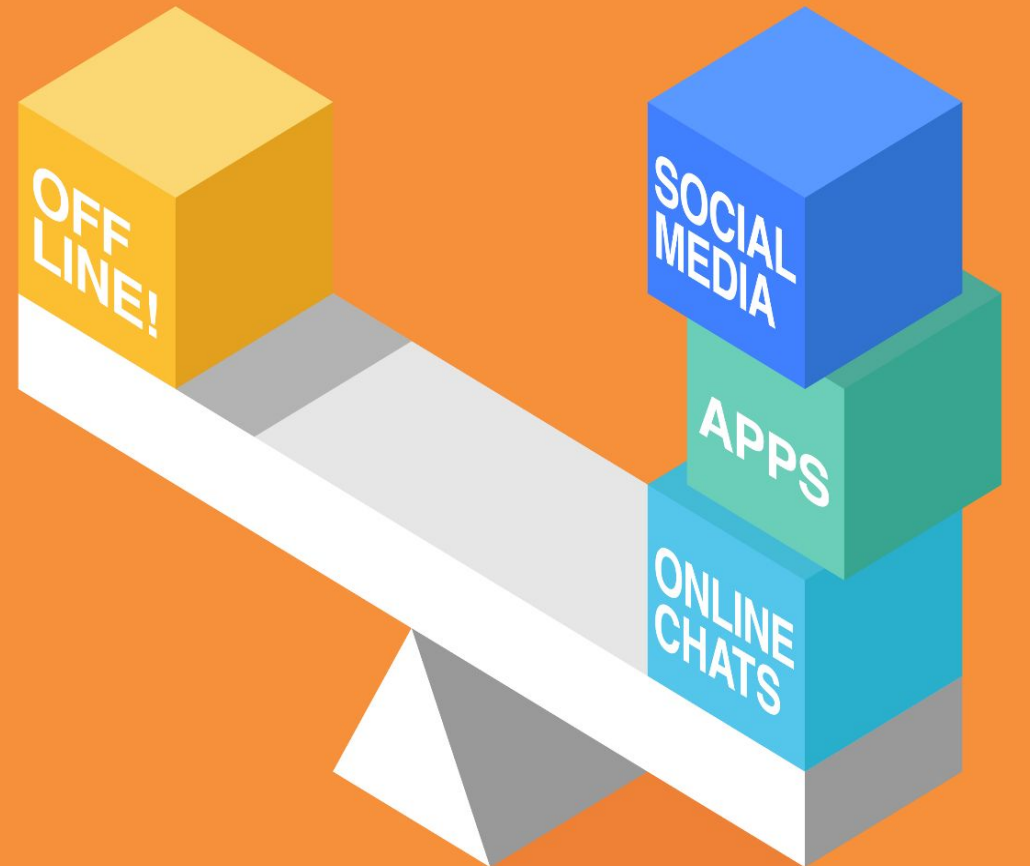
Digital wellbeing

Look after
yourself



Digital wellbeing

Balance



Digital wellbeing

Your code of conduct



You're a creator



As a writer, you might
make comments,
post blogs or write
content for a website



As a videographer,
you might make a
short film, video or
post a vlog



You're also a creator
when you post,
comment and share
on social media



As a student studying online, you might participate in class chats or post assignments



So create and
publish responsibly



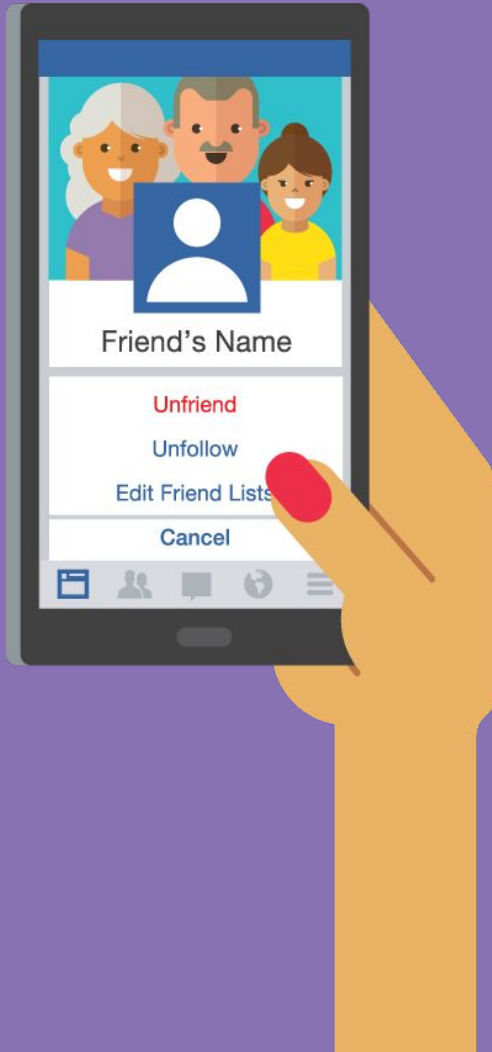
Stop and think about
what you are doing
online and think about
the information you
post and share



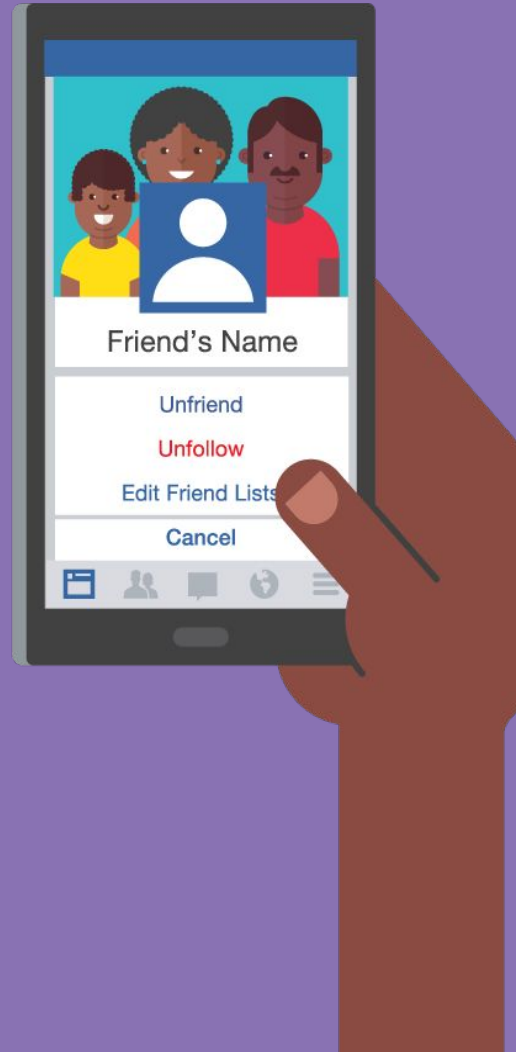
You are in control of
your digital self



Unfriend

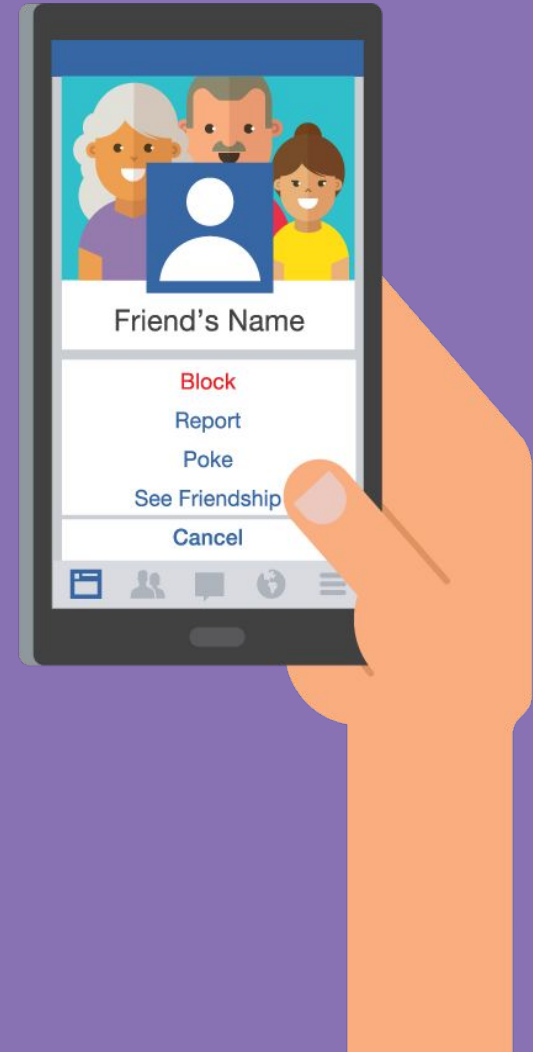


Unfollow

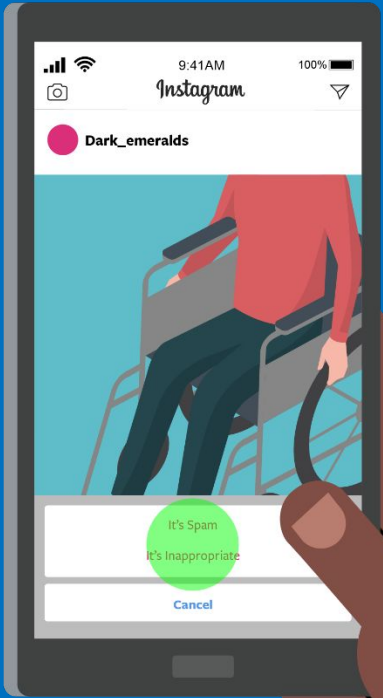


Block

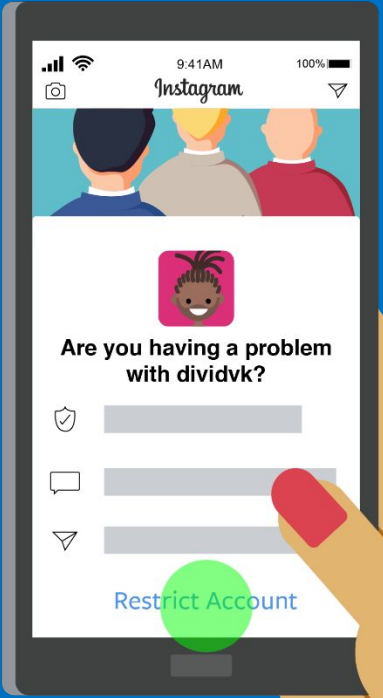
fb.me/Blocking



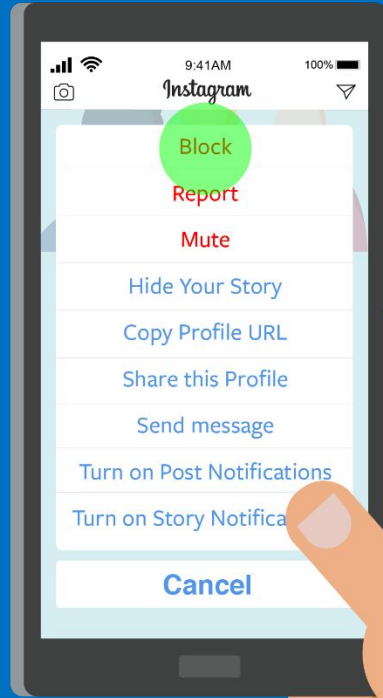
Reporting



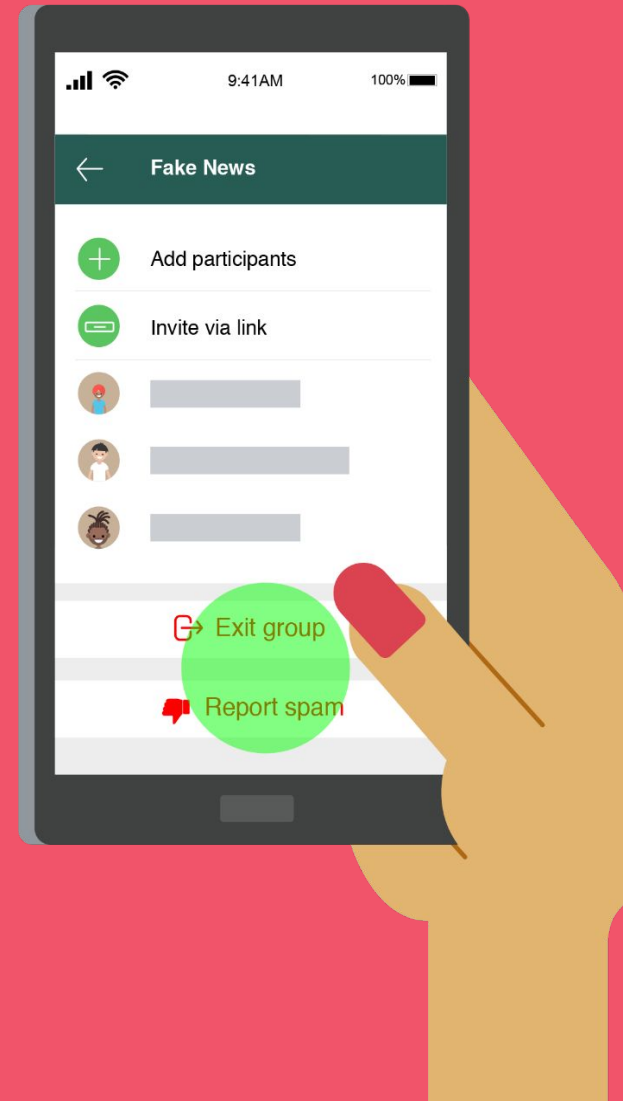
Restrict



Blocking




Identifying groups that
are problematic and
report them as spam
Leave groups



Leaving

Blocking

Report



SUMMARY

How can I protect my digital identity?

1.

Adjust your privacy settings.

2.


Reflect about what you are doing online and think about the information you post and share

Time to help Angela
make the right and
safe online choices!



Angela just started using the internet and she discovered this new social media site. She doesn't really know who uses it, but it seems to be fun to join!

She has been asked to provide her name and address.



Steps

1 Check Settings (Alerts and Approvals for Log-IN and Log-Out, Log-out after use)

2 Use a strong password

3 Activate 2 Factor Authentication

4 Conduct privacy/security check-up regularly


5 Report to FB if your account gets hacked

If you think your group
is the right multiple
choice answer, raise
your hand and shout
“Like!”



Quiz # 1

- Angela loves going to internet cafes to play games and to log into social media sites to check her friends' posts.
- She is in the café today but not sure if she is safe.
- What should she do?



Choices

A

Ensure that you
always log out
when not using
your personal
gadget

B

Ensure password
is strong and
unique

C

Have multiple
accounts in case
one gets hacked.

D

Both A and B

Steps

1 Check Settings (Alerts and Approvals for Log-IN and Log-Out, Log-out after use)

2 Use a strong password


3 Activate 2 Factor Authentication

4 Conduct privacy/security check-up regularly

5 Report to FB if your account gets hacked

Quiz # 2

- Angela is really excited to try different ways to earn money.
- She doesn't really know who uses this social media site, but since it has quite a number of shares and likes - she plans to give her bank details anyway!



Choices

A

Check for reviews
about the social
media site

B

Give bank details
anyway, since it has
a lot of shares and
likes!

C

Not share details
and report the site

D

Both A and C

Steps

1 Review friends list and ensure that you really know them

2 Adjust privacy settings of post and change if needed

3 Adjust location settings of post

SUMMARY

Your Digital Footprint

1.

What is digital identity?
All the information you enter, post and share while you are on the internet helps form your digital identity

2.

Why is it important to protect our digital identity?
People can take advantage of our online interactions but if we take precautions we can minimize our vulnerability to different online RISKS.

3.

How can I protect my digital identity?
Adjust privacy settings and reflect on what you share and post online

Thank you