


# Digital Engagement




FACEBOOK



Digital Tayo

# Building a community of responsible digital citizens



**Build  
Awareness**

**Educate**

**Thought  
Leadership**

# Digital Citizen

A Digital Citizen is a person who confidently uses digital technologies to understand information online and interact positively with others.



# What's to come...

**Module 4**  
**Digital Engagement**

**Module 5**  
**Digital Empowerment**

# Topics

## ONLINE ENGAGEMENT

- What is positive online engagement and why does it matter?
- How do we maintain positive online relationships?

## INFORMATION VERIFICATION

- What is verification and why is it important?
- How do we verify information?
- What do we do with false information?

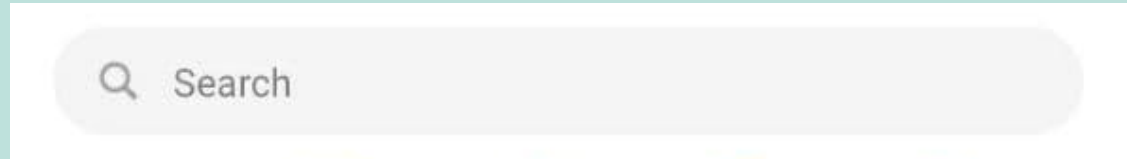


## Activity

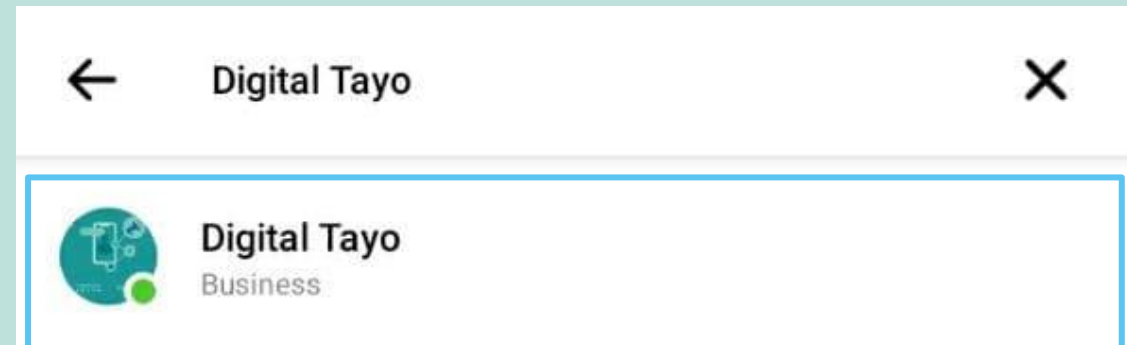
**Name**

**Pre-test Learn Code:  
<Learn Code>**

1. **Open Facebook Messenger.**
2. **Type “Digital Tayo” in the search bar.**



3. **Click “Digital Tayo”.**



4. **Answer the questions.**



# What is positive online engagement and why does it matter?



## Activity

### Scenario

# #1

Feels nice!



Feels  
awesome!

Feels sad.

**How would you react to the following?  
Use your Zoom reactions to tell us how  
you feel about this scenario.**

Gabi was at lunch with her friends, but when she ran to the bathroom, she left her phone on the table.

While she was gone, her friend Castel grabbed Gabi's phone and started looking through her texts.





## Activity

### Scenario

# #2

Feels nice!



Feels  
awesome!

Feels sad.

**How would you react to the following?  
Use your Zoom reactions to tell us how  
you feel about this scenario.**

Rodrigo is talking to Caitlin when he trips  
and falls into the mud.

Caitlin thinks he looks really funny and  
takes a picture of him, but Rodrigo  
doesn't laugh and appears embarrassed.

## What is positive online engagement? Why does it matter?

- Positive online engagement is a respectful and empathetic interaction between digital citizens.
- Practicing positive online engagement matters because it is key in building a community of responsible digital citizens.

**TO ENGAGE POSITIVELY ONLINE, WE NEED TO**

**Know and understand boundaries**

**Give respect**

**Show empathy**

**Know and  
understand  
boundaries.**



**Give respect.**



**Show  
empathy.**





## How do we maintain positive online relationships?

# Positive Relationships = Healthy Relationships





# Positive Online Relationships




**Good**



**Bad**


# Is This Behavior Healthy?



Messaging your partner 24/7



Reading your friend's text messages without their permission



Posting rude comments on someone's social media post



Talking about an argument you had with a friend publicly on a social media platform




Exchanging social media passwords



Talking to strangers/people you don't know well online

# Is This Behavior Healthy?




Messaging “good night” or “good morning” (maybe every day) to someone you care about



Liking and re-sharing everything your friends post



Posting content on social media using your friend’s account (in their name)



Tagging your friends in photos from a party



Spreading gossip about your schoolmate on social media

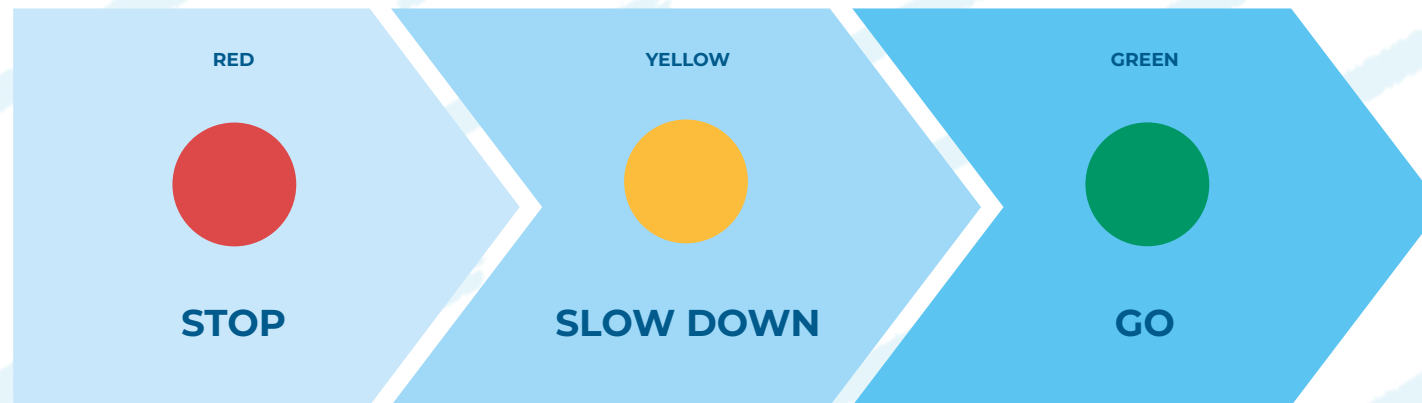


Posting excerpts from a private conversation without asking permission

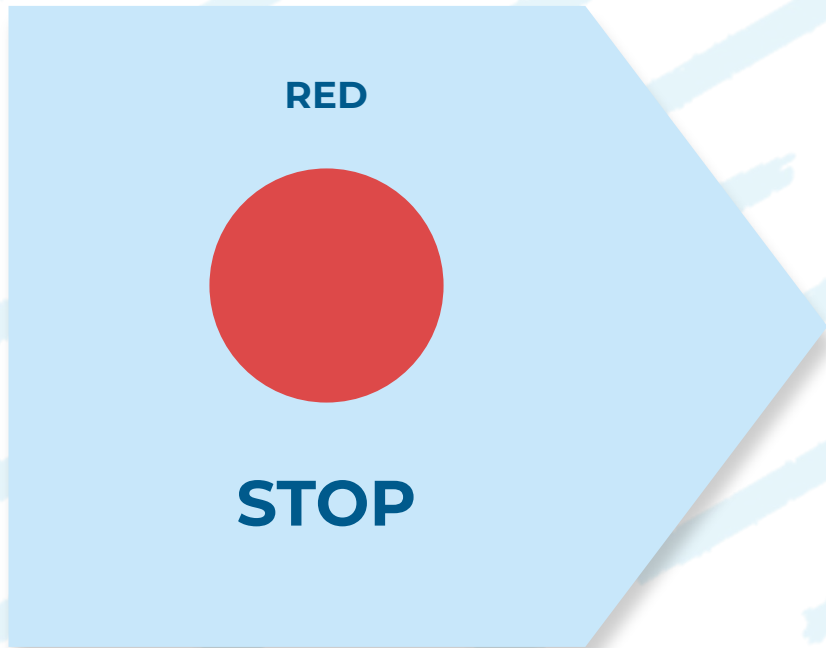
**What we do  
online has an  
impact on our  
relationships.**



# Online Relationship Traffic Lights

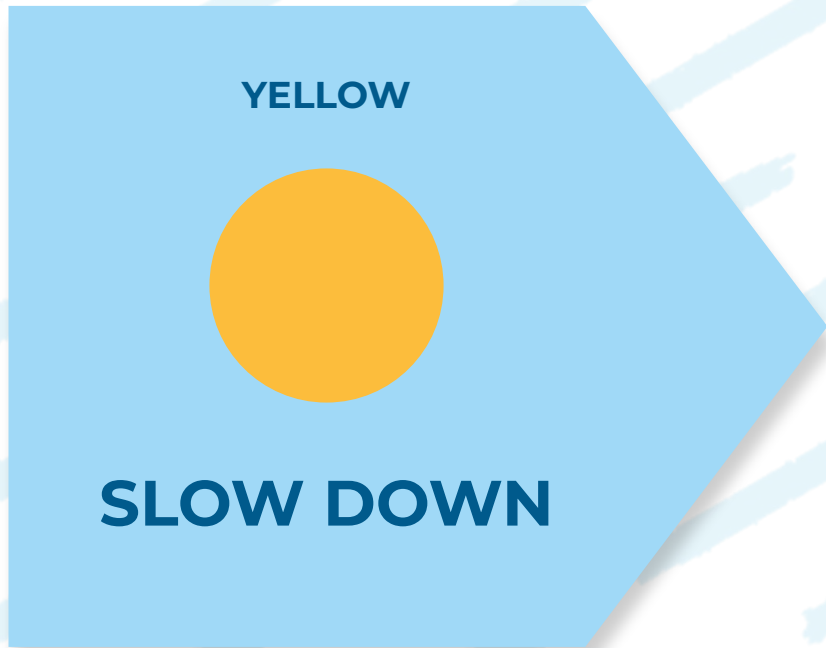


## Online Relationship Traffic Lights



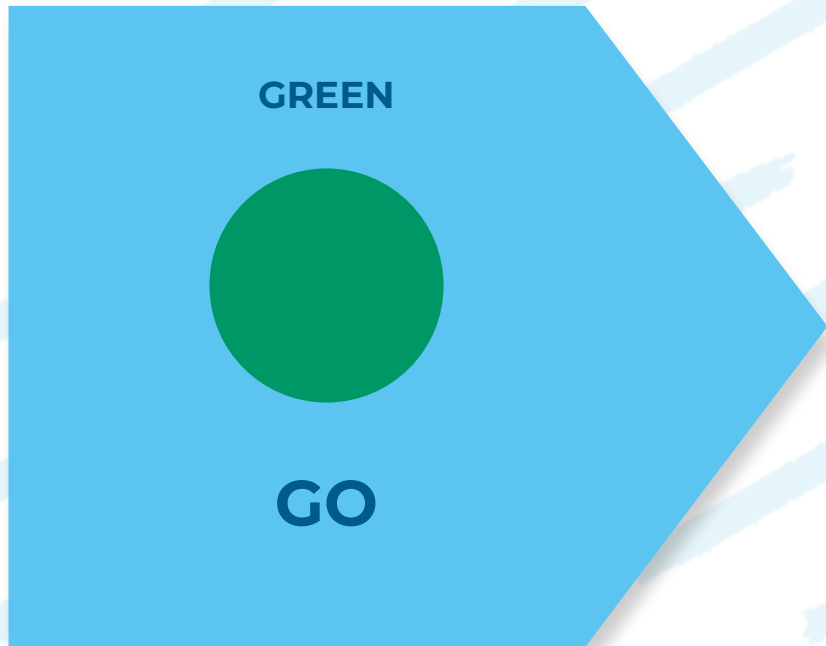
- Snooping
- Talking to strangers/people you don't know well online
- Posting rude comments or taking an argument publicly
- Spreading gossip about someone you know on social media

## Online Relationship Traffic Lights



- Over-messaging
- Tagging your friends or sharing photos or videos (get consent first)
- Posting excerpts from a private conversation (ask permission first)

## Online Relationship Traffic Lights



- Show kindness in all your posts, comments, and message
- Protect your personal information
- Recognize that others' opinions will be different from your own
- Upstanding for yourself and others





**If one of your friends approached you and said that he or she is experiencing one of these unhealthy behaviors from someone, would you take action?**

## Bystander



Someone who observes some kind of act take place.

## Upstander



Someone who does something positive in response—maybe by supporting the victim, helping to stop the act or in other ways, depending on the situation



## Activity

**Bystander or Upstander? Type your response in our Zoom chat box.**

### Scenario

# #1

Alfie posts a mean picture of Tom on Instagram. Lots of people like the picture and are posting mean comments underneath it. Sami sees this and reports it to Instagram.



## Activity

**Bystander or Upstander? Type your response in our Zoom chat box.**

**Scenario**

**#2**

Jenny posts how she hates her boss and how horrible her boss is. Anna, her friend, likes the post and sent a laughing emoji.



## Activity

**Bystander or Upstander? Type your response in our Zoom chat box.**

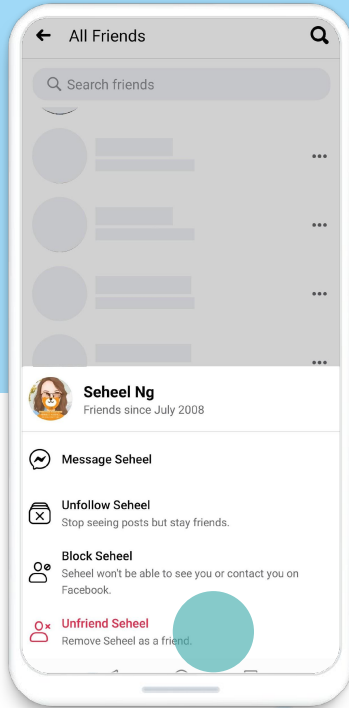
**Scenario**

**#3**

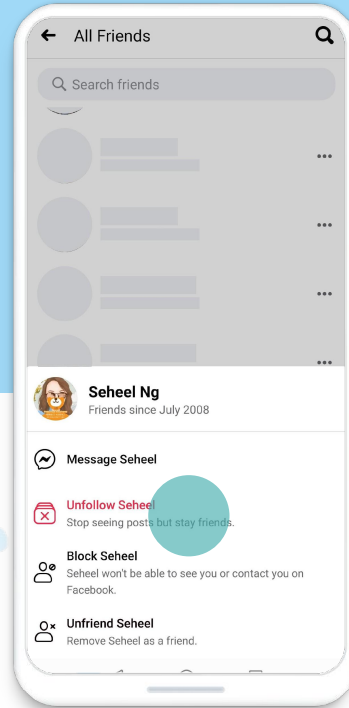
Joe's friends tell him they are sending obscene messages to Jill pretending to be someone who likes her. Joe tells Jill about this.



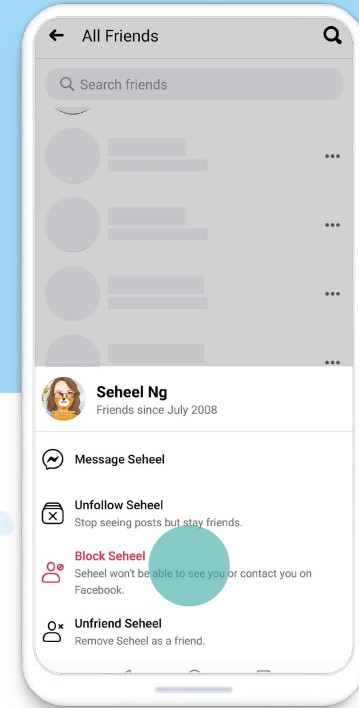
YOU CAN BE AN  
**Upstander**



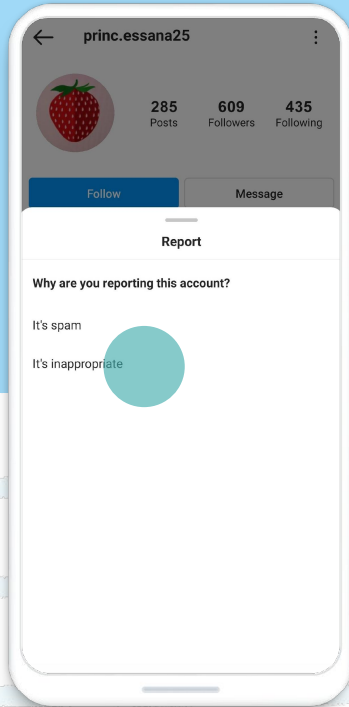
## Unfriend



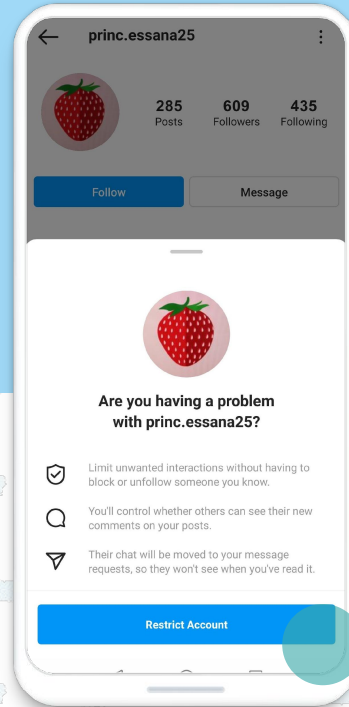
## Unfollow



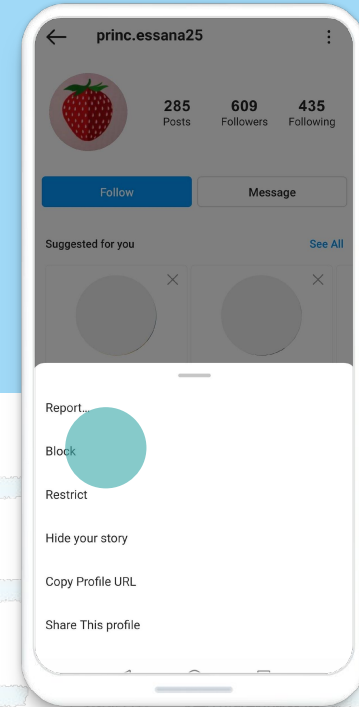
## Block



## Reporting



## Restrict



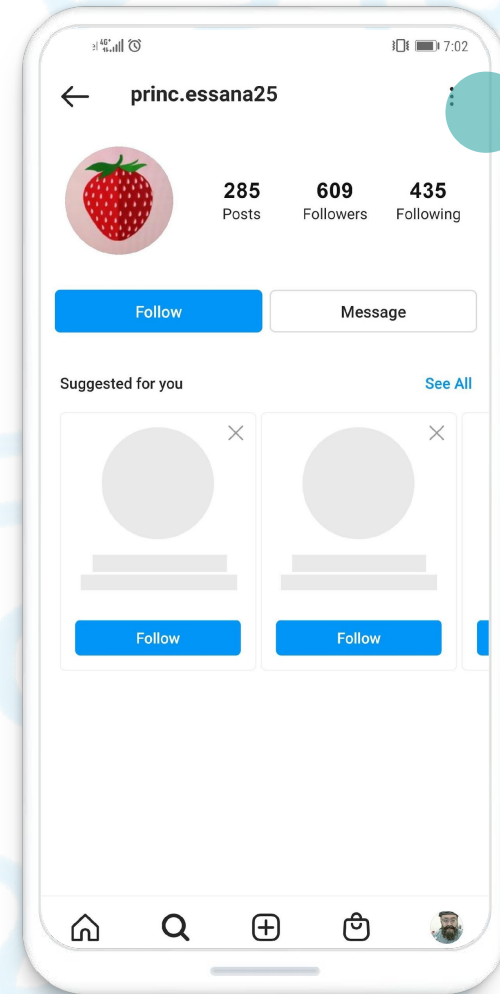
## Blocking



Leaving

Blocking

Report



# Summary

1. Positive online engagement is a respectful and empathetic interaction between digital citizens.
2. To engage positively online, know your boundaries, give respect, and show empathy.
3. To maintain a positive online relationship, keep our STOP, SLOW DOWN, and GO tips in mind!
4. An upstander is someone who does something positive in response—maybe by supporting the victim, helping to stop the act or in other ways, depending on the situation.

# What is Verification?



**Source:** This content is hosted by Facebook and currently includes learning drawn from youth and media at the Berkman Klein Center for Internet & Society at Harvard University under a Creative Commons Attribution-ShareAlike 4.0 International license. You can make use of them, including copying and preparing derivative works, whether commercial or non-commercial, so long as you attribute Youth and Media as the original source and follow the other terms of the license, sharing any further works under the same terms.



**How many of you have shared news on social media before?**



**#WalangPasok**



[Redacted text]



**#WalangPasok for Nov. 28, 29.  
No Classes Nationwide.**

[Redacted text]

# What is Verification and why is it important?

Verification is a process by which a news organization or a person gathers and assesses evidence to investigate if information is accurate or not.



## Activity

# Is This Picture Real?







# What are Fact-Checkers?



**How do we verify  
information?**



Can you think of (any) news events where you were fooled by a rumor or a false image or video?

What was the event?

How did you figure out that the news was fake?




# The Verification Steps

# The Verification Checklist



## The Verification Checklist

STEP 1



**ORIGIN**

**Are you looking at  
the original piece  
of content?**

## The Verification Checklist

STEP 2



**SOURCE**

**Who created the  
piece of content?**

## The Verification Checklist

STEP 3



DATE

**When was the  
piece of content  
captured?**



## The Verification Checklist

STEP 4



**LOCATION**

**Where was the  
piece of content  
captured?**

## The Verification Checklist



**Why was the  
piece of content  
captured?**



## Activity

# How Can You Verify This Image?

**Source:** CNN, Photo taken by Josephine Bohol Sabanai

<https://cnnphilippines.com/regional/2020/10/25/Negros-Oriental-couple-storm-wedding.htm>



# Remember

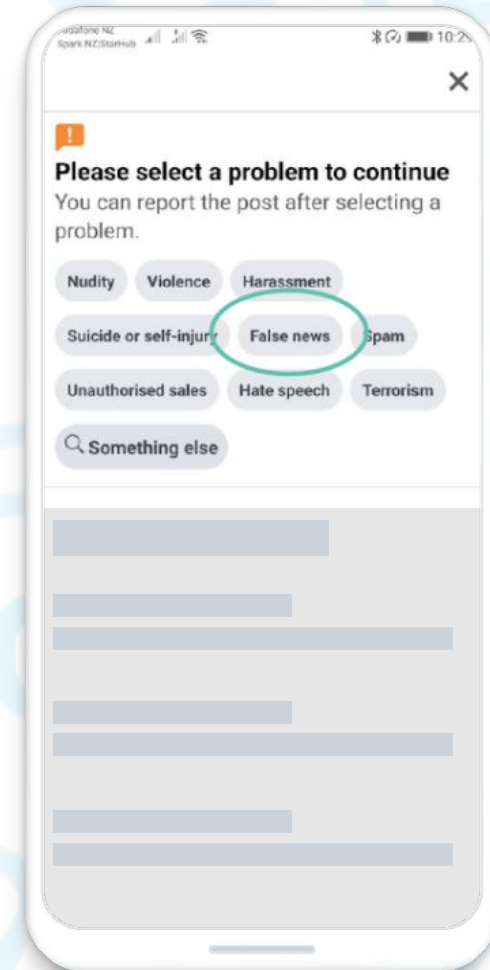
**Verify the stories you read or view!**



## **What do we do with false information?**

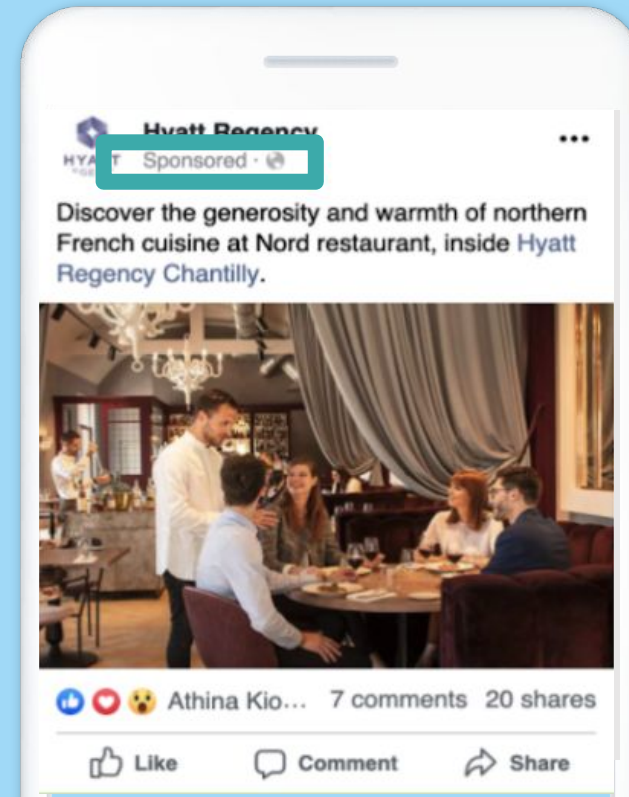
# How to Report False News on Facebook

- ▶ Click the down option on the top right corner of the post — either an arrow or the three dots.
- ▶ Choose the option ‘Find Support or Report Post.’
- ▶ Click ‘False Information.’



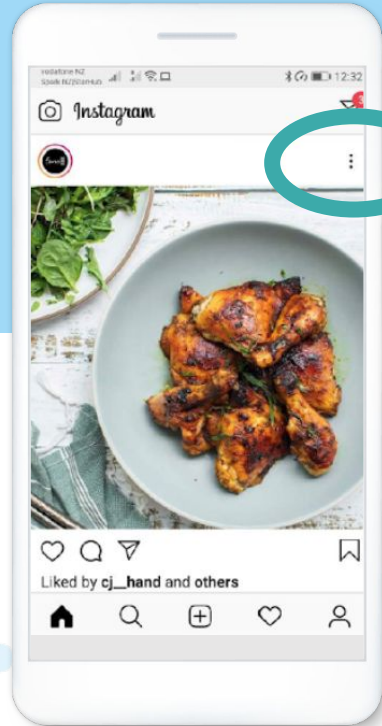


## Organic Post

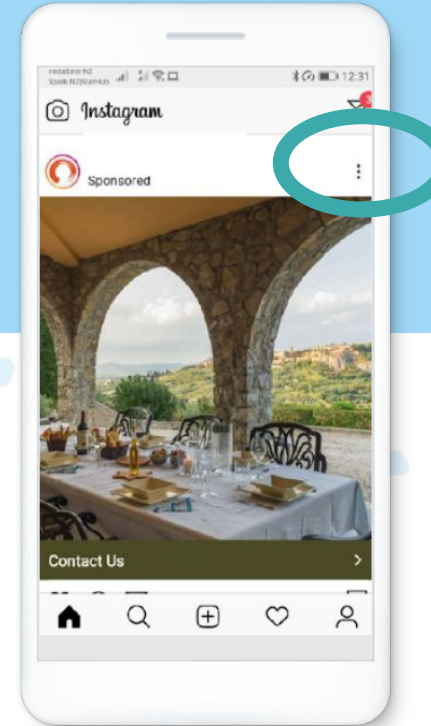


## Ad

# How to Report False News on Instagram?



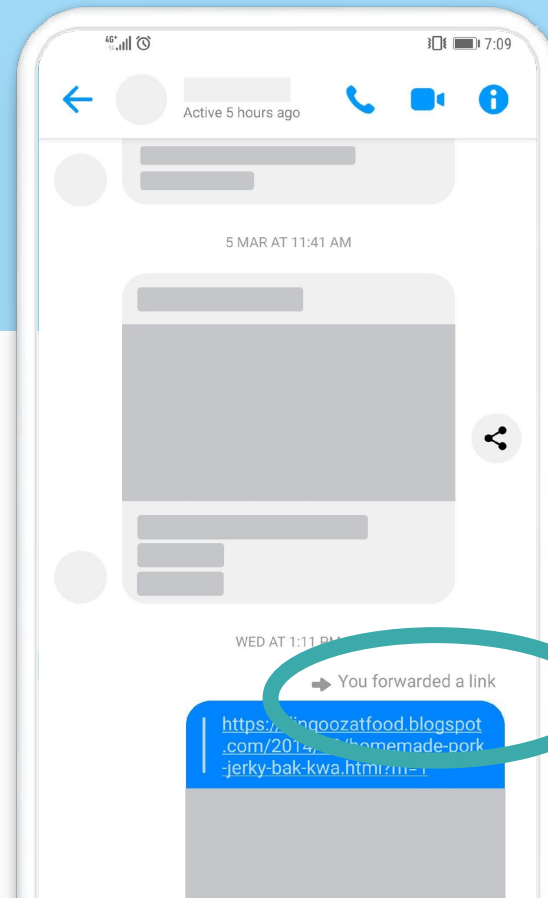
**Personal Post**



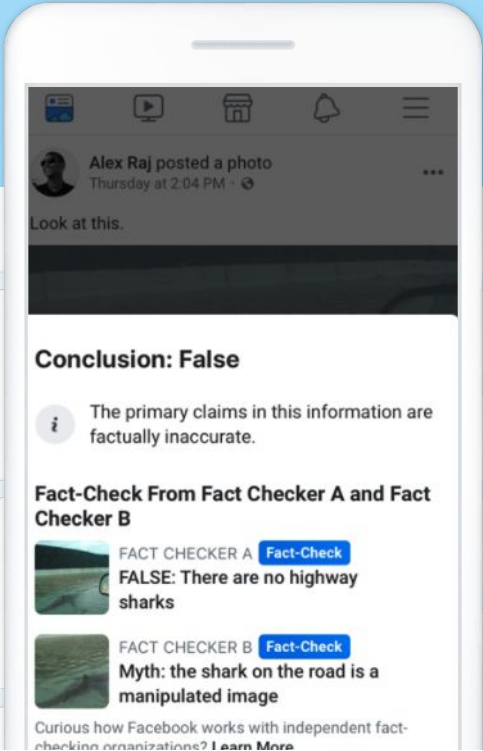
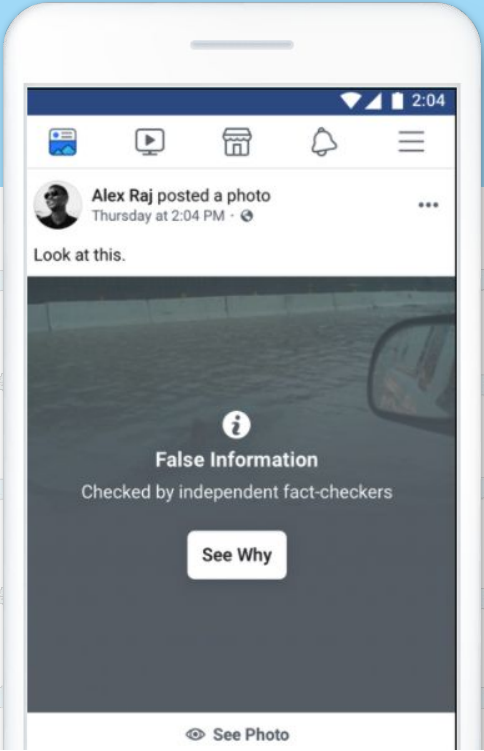
**Sponsored Post**



# How to See if a Message is Forwarded



# Introducing More Visual Labels for Misinformation




# Summary

1. Verification is a process by which a news organization or a person gathers and assesses evidence to investigate if information is accurate or not.
2. To verify information, follow these steps:
  - Step 1: Origin
  - Step 2: Source
  - Step 3: Date
  - Step 4: Location
  - Step 5: Objective
3. When you are confronted with false information, you can ignore, share/like, block or report.

**Please answer our  
evaluation form!**

[bit.ly/INSERT LINKHERE](https://bit.ly/INSERT LINKHERE)



**Thank you!**  
**#DigitalTayo**

**Post-test Learn Code:**  
**<learn code>**

# Digital Engagement



FACEBOOK



Digital Tayo