



YOUR DIGITAL FOOTPRINT

WHAT'S TO COME

How can I become a responsible Digital User?
CREATE A SAFE ONLINE ENVIRONMENT

1.

REFLECT ABOUT DIGITAL
SELF: Your Digital Footprint

2.

CONNECT WITH OTHERS
RESPONSIBLY: **You as a
Digital Citizen**

3.

THINKING CRITICALLY
ONLINE: Be a Critical
Thinker



ACTIVITY




5 mins

In table groups/pairs discuss the following question:

- **What is digital identity?**

Your digital identity




Say hi to Angela!

Angela just started joining the online world.

Our goal today is to help her in her online journey!

Let's get to know Angela.

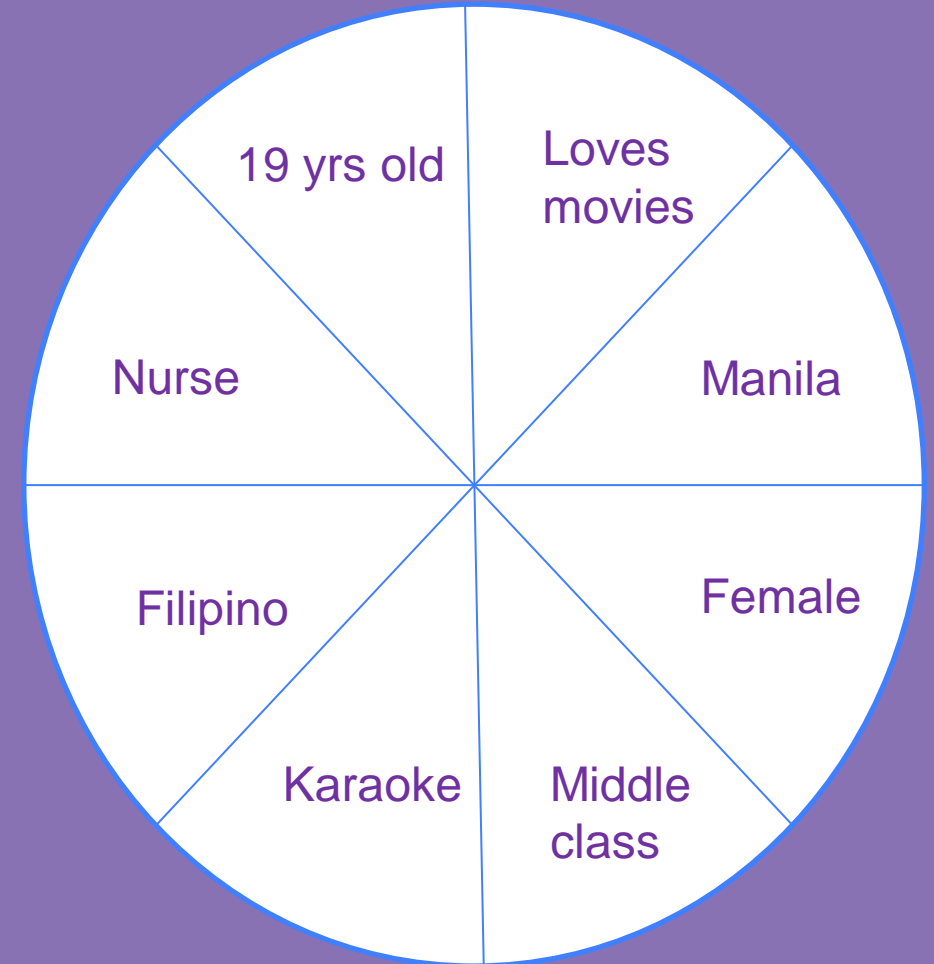



BASIC INFORMATION

She is 19 years old, and she is studying to be a nurse.

She is from Manila and she loves Karaoke! Her family raised her and her brother Jo. They are very close since he is only 2 years younger than she is. Jo in her free time loves to watch movies too.

What we know from her aspects of identity.





ACTIVITY

5 mins

In table groups/pairs discuss the following question:

- **How would this translate into a digital identity?**

What to share



**Why is it important to keep
your digital identity safe?**

What to share

Friends

Family

Colleagues or
fellow students



Your online tracks

ANY BEHAVIOR YOU DO ONLINE

LEAVES A MARK
DEPENDING ON HOW
YOU MANAGE INFO



What you share about yourself

Profile and Personal
Information

Posts

Messages
What you
share/like

Who are the ones that have access to that info

Online friends
and relationships

WAYS OTHERS CAN ACCESS INFO ABOUT US

Images



Social media accounts

School

Job and employer

News stories

Community or social groups



We Think Digital
from facebook

Being aware



Being aware

Reputation



Being aware

Money theft



Being aware

Identity theft



Being aware

Strangers



Protecting your digital identity

Security Programs



SUMMARY

Why is it important to keep your digital identity safe?

1.

Because there are different ways people can access information about us and possibly use it to our disadvantage

2.

But we can take precautions to minimize our vulnerability to different online risks.

Thank you