





# WHAT'S TO COME

1.

Learn what information verification is and why it is important for us as news consumers

2.

What do we need to look for when verifying news

3.

How to verify



# Consuming News?



# New Sources

## User generated content

- Something someone has said, Social media / newsfeed, Private messaging, Podcasts

## News aggregators with personal opinion

- Websites, magazines

## Professionally generated content


- Newspapers, Radio, Tv, the websites of the traditional news channels

# What is Verification?

Verification means checking information so you can determine if its fact, false, an opinion or a rumour.

Verification helps decrease

- people being misled by untrue information.
- the spread of untrue information about people or situations.




# Why is verification important to you?

No longer is it only journalists who verify information before sharing.

To stay well informed it is now our responsibility to verify information consumed.

Verification helps you identify reliable information from problematic information.

Verification helps us play our part in ensuring a safe and healthy online experience for everyone.





## Bogus health information:

- *“Please inform people around you that don't drink buttermilk or eat bananas after persimmon to avoid poisoning. There have been relevant news reports around, and one kid died from this before reaching hospital. Please share to your group to do more good things!”*


Rated false by: Taiwan FactCheck Center and found to be false



## Bogus health information:

- *“African Swine fever can transmit to humans”*

Rated false by: Ministry of Agriculture and Rural Development and several organizations in the world and found to be false







### Facebook post

Stated on March 25, 2020 in a facebook post:



**Says to leave objects in the sun to avoid contracting the coronavirus.**



### Viral image

Stated on March 13, 2020 in a viral image:

**Drinking “water a lot and gargling with warm water & salt or vinegar eliminates” the coronavirus.**





# **3 Simple Steps** **How To Verify**

# Step 1

## Source - is it original?

- Every piece of news content has a source - who created it.
- When determining the source, differentiate between who made the content originally and who uploaded the content.
- Run a check first to determine whether you are looking at the original piece of content.



# *In Iran, False Belief a Poison Fights Virus Kills Hundreds*

By The Associated Press

March 27, 2020



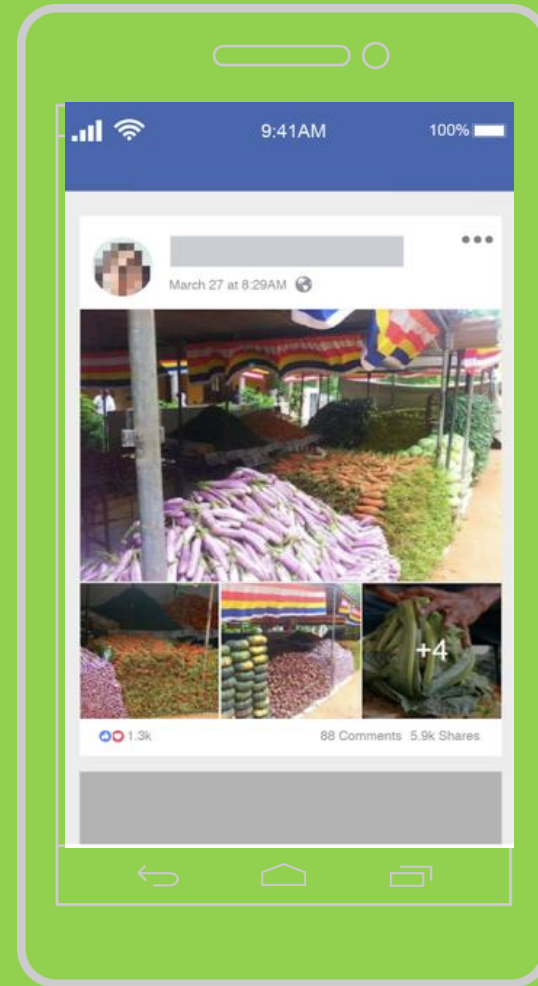
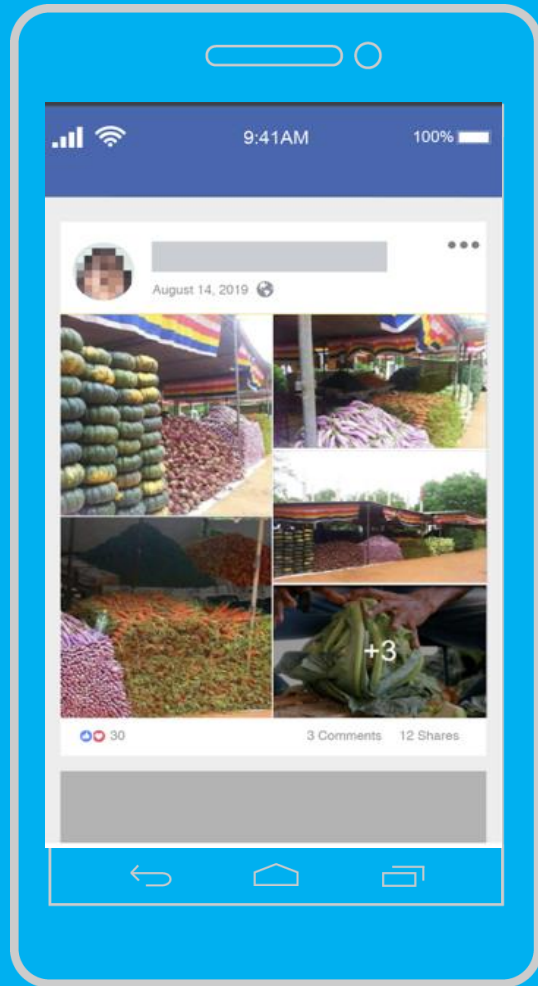
TEHRAN, Iran — Standing over the still body of an intubated 5-year-old boy wearing nothing but a plastic diaper, an Iranian health care worker in a hazmat suit and mask begged the public for just one thing: Stop drinking industrial alcohol over fears about the new coronavirus.

# Step 2

## Where & when was it created:

- When was the image/video captured (not uploaded).
- With smartphones, anyone can immediately post an image after capturing it, but that is not always the case.
- Social media platforms allow users to tag a particular location to a post, but this can be changed.
- If you can find it on a map or a satellite image then assume it's a real location.





# Step 3

## Why? The motivation:

- Try to understand the perspective and motivation of your source.
- Your answer to this question can affect how you view the larger news story.
- With smartphones, anyone can immediately post an image after capturing it, but that is not always the case.
- When did someone take the image or video? Is the source of the image or video an accidental eyewitness? A field officer working for the UN? An activist?








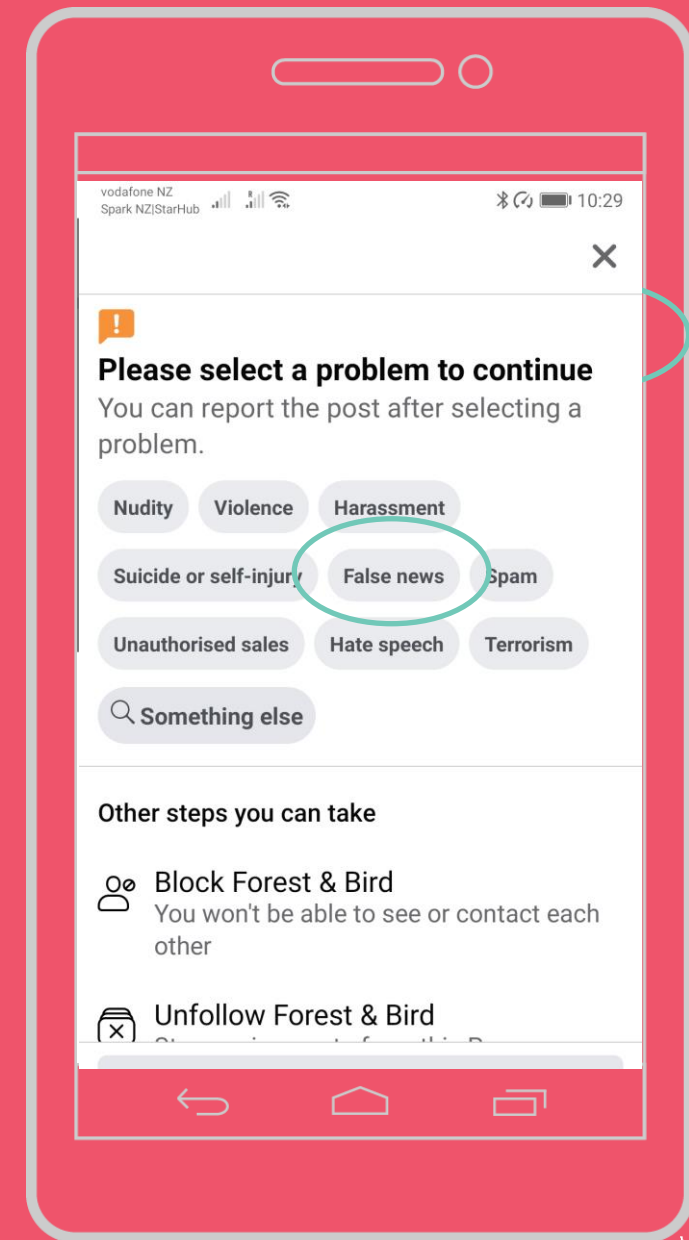


**How does  
Facebook  
address false  
news?**

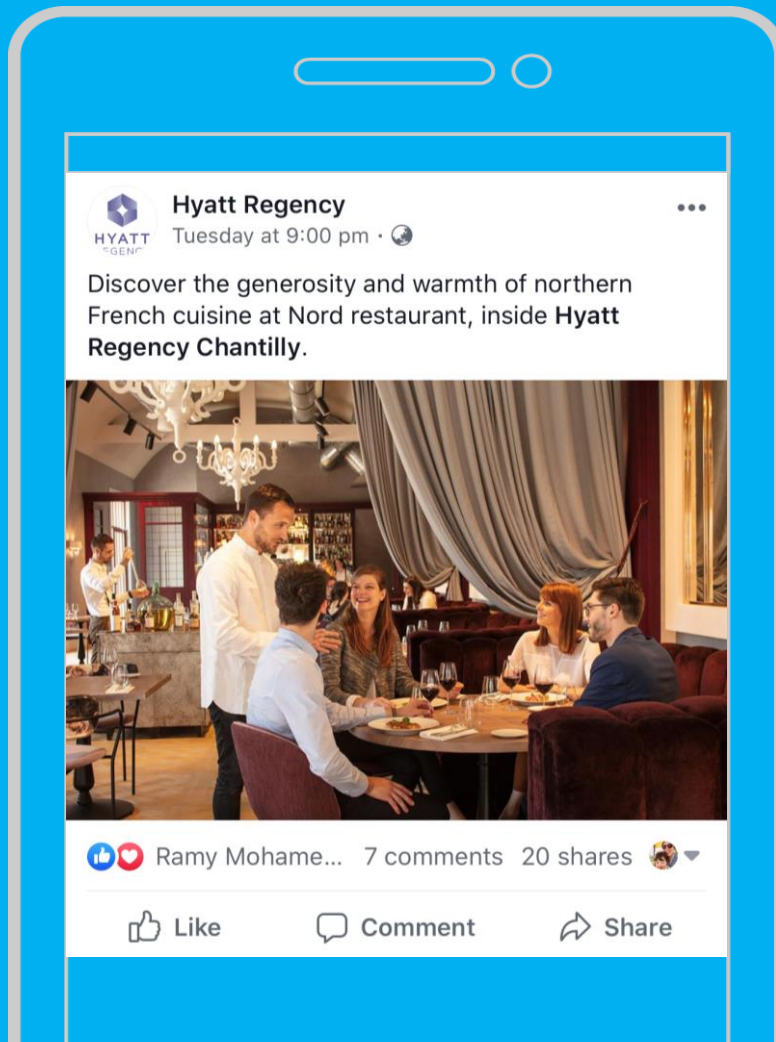


# How to report false news on Facebook?

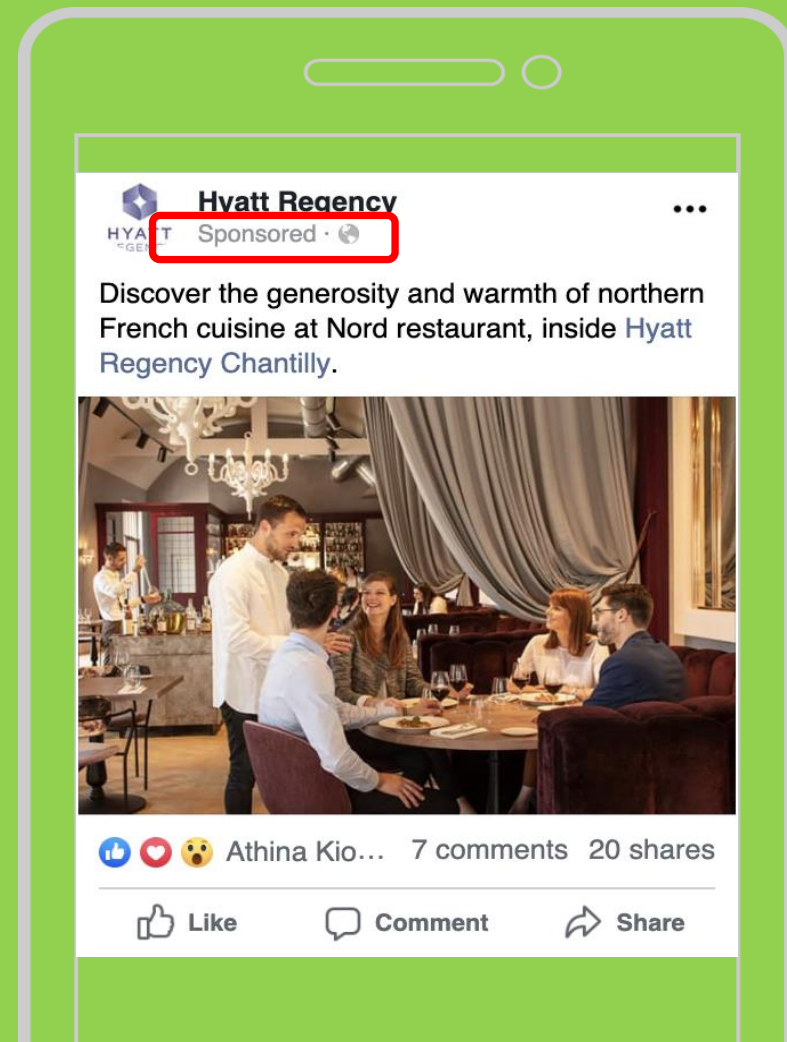
1. Click the
2. Choose the option  
*'Find Support or Report Post'*
3. Click 'False News'



# Organic Post

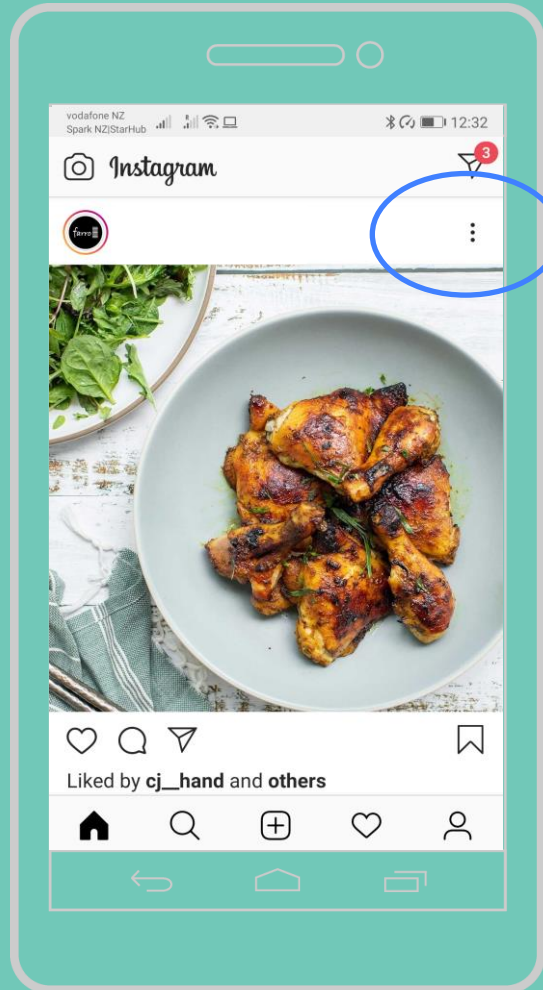


# Ad

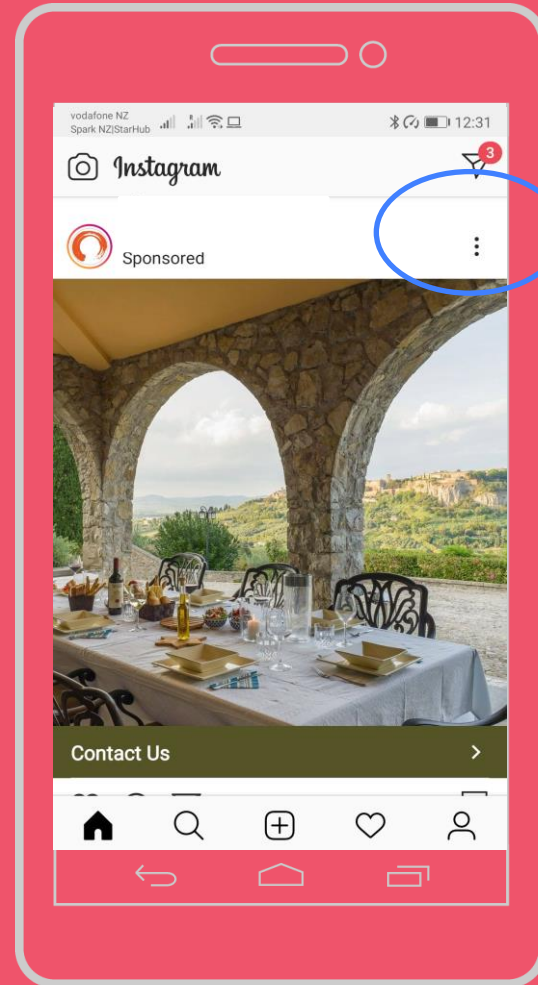


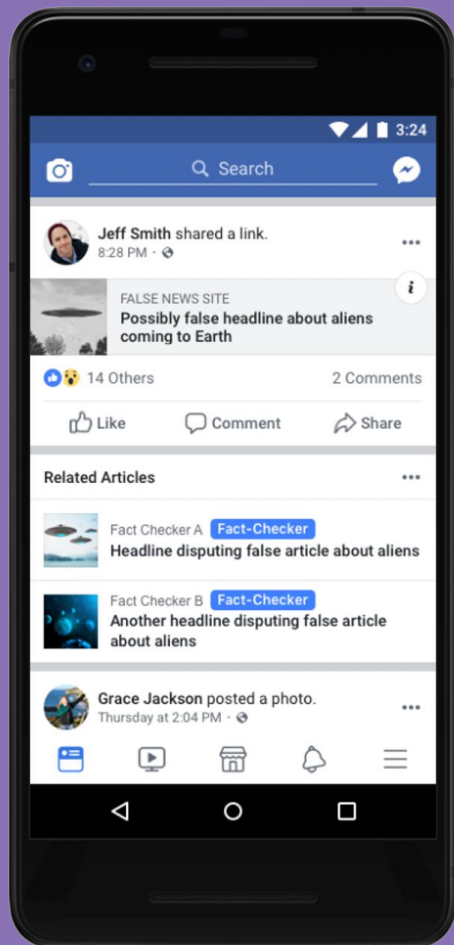
# How to report false news on Instagram?

Personal Post



Sponsored Post



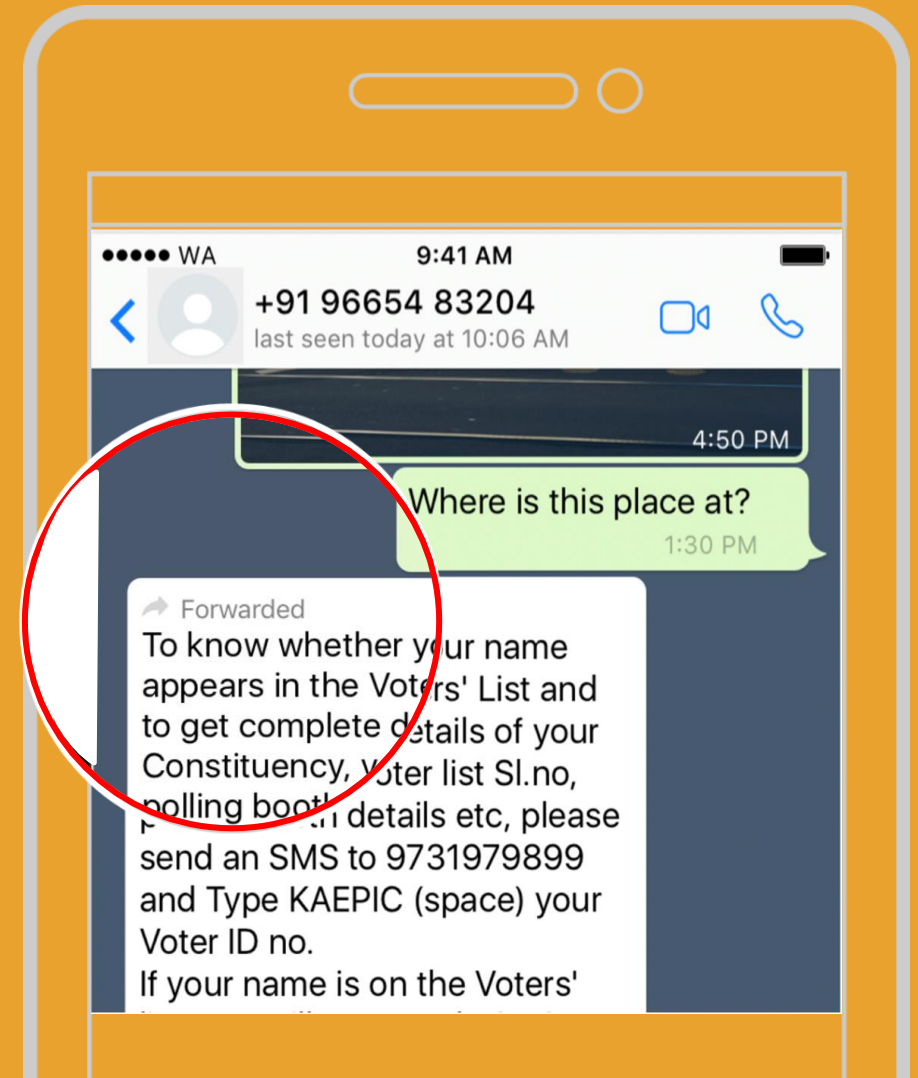


# Reducing the spread of False News


- Identify false news
- Reviewing stories
- Showing false stories lower in News Feeds
- Taking action against repeat offenders

# Understand when a message is forwarded.

You can now see if a message is forwarded.







# False news often goes viral.

Don't pay attention to the number of times you receive a message. Just because a message is shared many times doesn't make it true

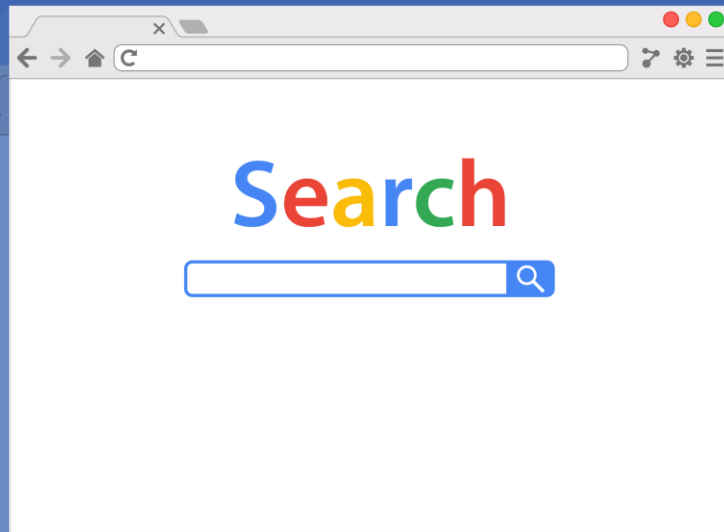




# ACTIVITY

Spend 5 minutes search the internet for this news event.  
In your group what did you find?

---



## Search details:

- 2016
- World News Daily Report
- National Geographic photographer who was eaten alive by a giant ocean sunfish in Peru

# What did we find?

- Fact or fictional
- Look at the source
- World News Daily Report disclaimer
- Is the photograph real?




# Don't get fooled

- Can you think of any news events where you were fooled by a rumour or a false image or video?
- What was the event?
- How did you figure out that the news was fake?




# Fact Checking Quiz



1. Fact Checkers - what are they?
2. What do you think fact checkers do?

# What/Who are 'fact checkers'?

- Identify then verify or prove false every single fact in a piece of writing.
- Work on newspapers, magazines, authors, or book publishers.
- The prediction is that the number of fact checkers worldwide will increase due to the rise of social media and user-generated content in the news.
- They look at unofficial sources on the web.
- Many fact checkers around the world verify user generated content first and foremost.
- They look at official sources -- policies, government documents, speeches made by politicians, etc.
- All fact checkers use some variation of the verification process.
- Anyone can use the verification process when consuming the news.

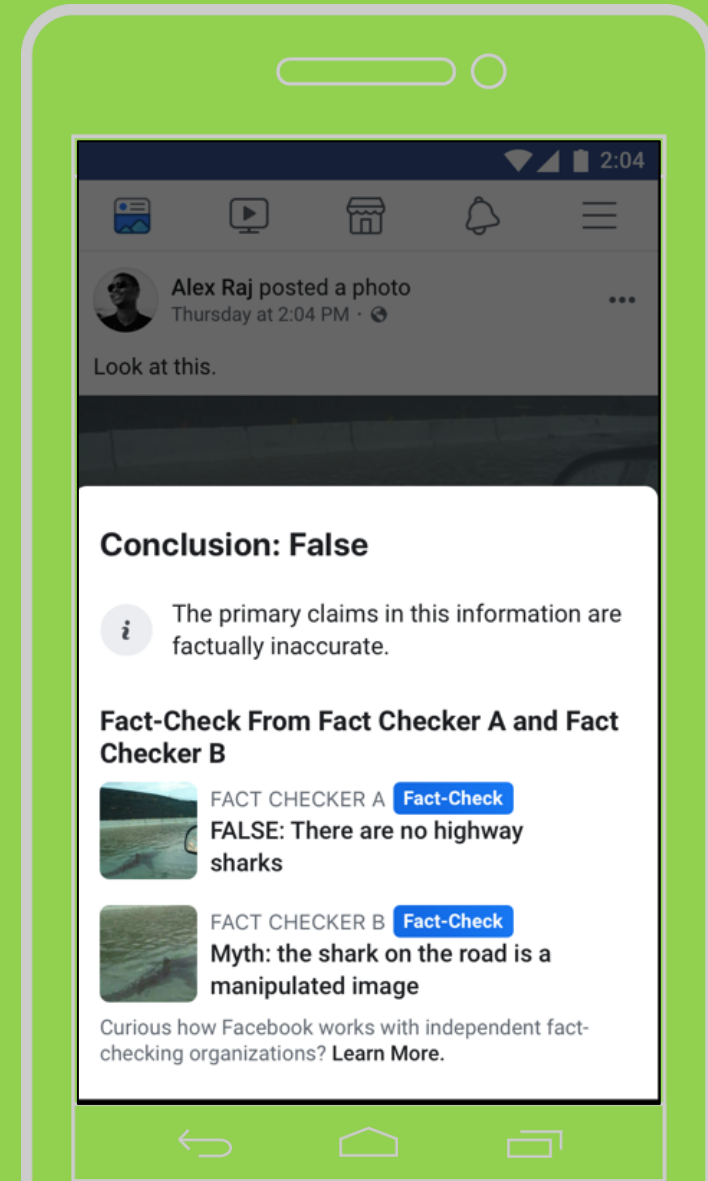
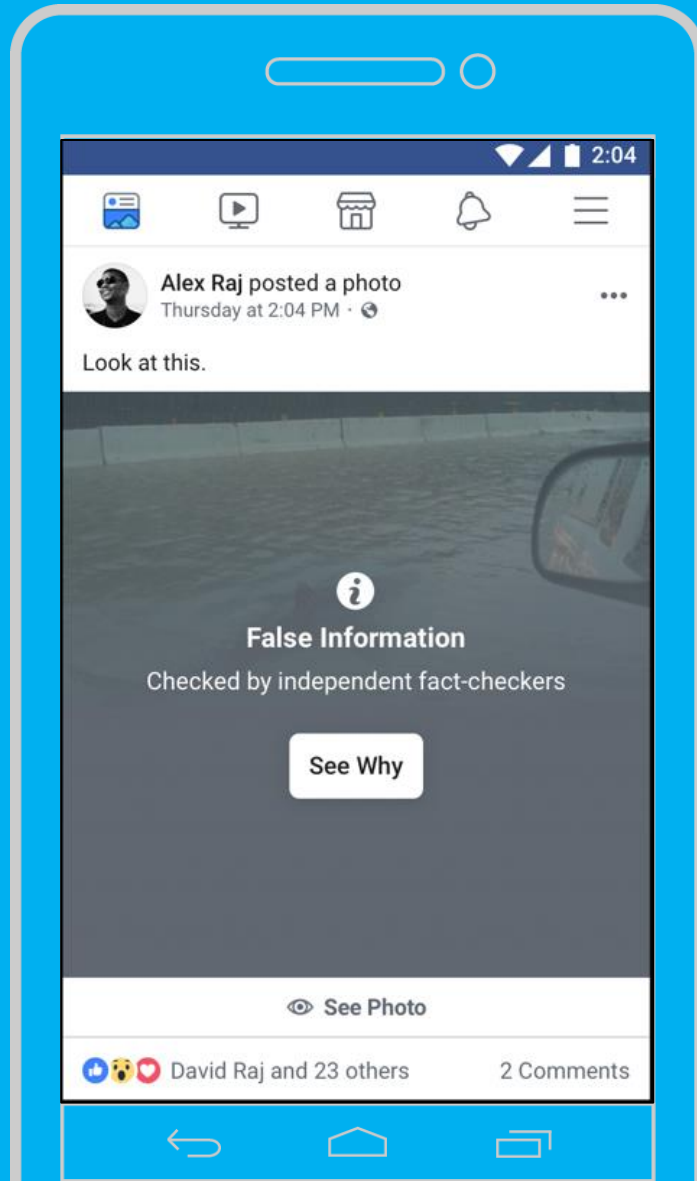


Country	Partners
Australia	AFP, Australian Associated Press (AAP)
Hong Kong	AFP
India	AFP, Boom, Fact Crescendo, Factly, India Today Fact Check, The Quint, Vishvas.News, Newsmobile Fact Checker
Indonesia	AFP, Kompas.com, Liputan 6, Mafindo, Tempo, Tirto
Malaysia	AFP
Myanmar	Boom
Pakistan	AFP
Philippines	AFP, Rappler, Verafiles
Singapore	AFP
Sri Lanka	AFP, Fact Crescendo
Taiwan	Taiwan Factcheck Center
Thailand	AFP



✓ TRUE  
✗ FALSE

# Introducing More Visual Labels for Misinformation



# ACTIVITY

1. This image has been shared on social media sites with text identifying the creature as a “pigfish” or a “wild hogfish”
2. Visit the Snopes fact-checking website and review what fact checkers found.  
[www.snopes.com](http://www.snopes.com)





# GROUP DISCUSSION

5 mins

In groups lets discuss the following questions.

1. Should we check if news is true
2. What are the 3 steps we should take when verifying news?
3. If we find something we don't think is true how do we report it?
4. What role do you play in helping to stop the spread of false news?

# Fact or False

- Make sure you are clear on the difference between Facts, False, Opinions & Rumours.
- Keep things in perspective.



**FALSE**



**FACT**


# Tips & Tricks

1. Check information that seems unbelievable.
2. Understand when a message is forwarded.
3. Question information that upsets you.
4. Look for messages that look different.
5. Check photos/videos/audio messages carefully.
6. Look closely at links before clicking.
7. Use other sources to verify.
8. Be thoughtful about what you share.
9. False news often goes viral.



# Check photos, videos & audio messages carefully.

It is easier to believe photos and  
videos but even these can be edited  
to mislead you.



# Look closely at a link before clicking it.

It might look like the link to a well-known website but if there are spelling mistakes and unusually characters, it's a sign something is wrong.



# Use other sources.


Look at verified news sources only to see if the story is being reported elsewhere. When a story is reported in multiple places, it more likely true.



# Be thoughtful about what you share.

If you are not sure of the source or are concerned that the information may be untrue, think twice before sending.





# RECAP KEY LEARNINGS



# SUMMARY

1.

What information verification is and why it is important for news consumers

2.

What to look for when verifying news and use fact checkers to help.

3.

The 3 step process on how to verify

# Thank you